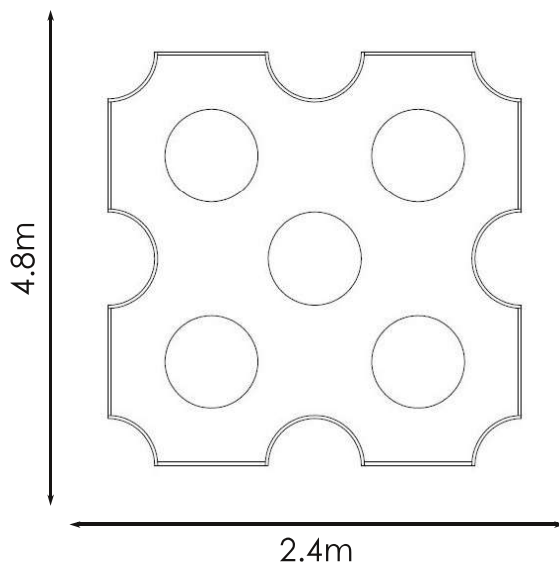


ROUND GRASSPAVE



	RGP100
Dimensions	400X400mm
Thickness	100mm
Area Coverage	6.25 pc per m ²
Weight	23.6 kg per pc
Standard Colours	Grey only

CALCULATION OF VOID

Total Area per pc = 0.16m²
 Hatched Area = 0.103948m²
 Void Area = 0.056052m²
 Percentage = 35.03%

TRANVERSE STRENGTH (SS214:1999)

Test report shows maximum failing load of 23.4kN.

HDB Requirement: 19kN

SCDF Requirement: Live load surcharge for accessway may be assumed to be at least 10kN/m².

TECHNICAL SPECS

SPECIFICATIONS*

THICKNESS	STRENGTH	APPLICATION	TOLERANCE
60MM	35MPa	Pedestrian Traffic i.e. Footpath, Bicycle Track, Jogging Track, Park & Garden Landscape, Pool Deck, Patio etc.	Thickness ±3mm
80MM	45MPa	Vehicular Traffic i.e. Driveway, Drop-off area, Warehouse and Industrial Area, Temporary Access, Backlane, Feeder Road, Internal Road etc.	Dimension ±2mm
100MM	45MPa	Heavy Duty Traffic i.e. Inland and Maritime Ports, Fire Engine Access etc.	

*MS1380:1995 / BS6717:1993 / BS EN 1338:2003 standards
(Specification for Precast Concrete Paving Blocks)

COLOURS


STANDARD



Red



Grey



Black

SPECIAL



Peach



Green



Brown



White



Yellow

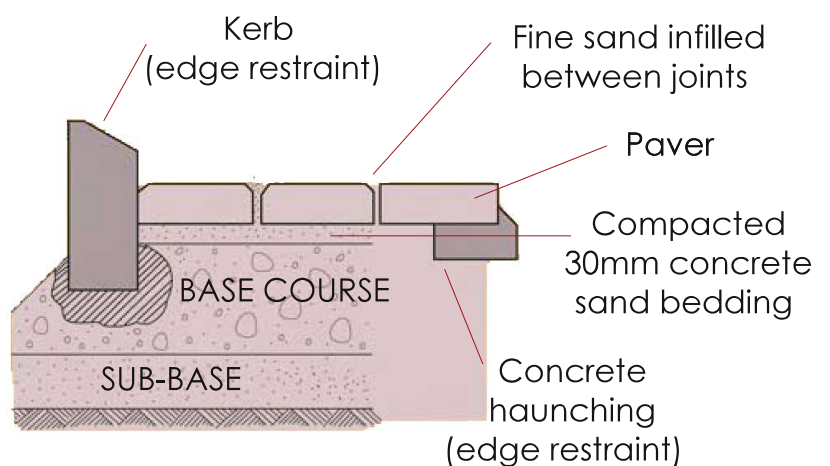


Blue



Antique (mixed shades)


TYPICAL INSTALLATION CROSS SECTION



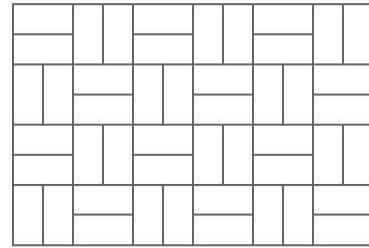
EFFLORESCENCE

This superficial phenomenon is commonly found in most concrete-based or cementitious products. It typically fades over a few months, up to a maximum of two years.


TYPICAL PAVING PATTERNS




Herringbone



Basketweave



Brick



Block

BA CONTRACTS PTE LTD

Address: 48 Hillview Terrace,
Hillview Building,
#03-02, Singapore 669269

Tel: +65 6842 2239

Fax: +65 6848 1229

Email: hello@bac.com.sg

